



### **BOWHEAD**® - Banner graphic system

- Available in three heights
- Three-piece hi-tensile aluminium pole with special powder coating for 12 year external use lifespan
- Heavy duty, weather-proof ground spike supplied as standard (other bases available)
- Durable carry bag to accommodate hardware and banner graphic
- Quality assured – 5 year guarantee

#### **Small**

- Single image approximately 2400mm(h) x 800mm(w)
- Overall height fully extended 2.85m

#### **Medium**

- Single image approximately 3000mm(h) x 800mm(w)
- Overall height fully extended 3.45m

#### **Large**

- Single image approximately 4000mm(h) x 800mm(w)
- Overall height fully extended 4.45m



**Available bases**

Ground spike



Square base plate



Car stand



Scissor stand



**Banner graphic finishing kit**

**Accessories**



**Carry bag**

- Durable carry bag to accommodate hardware and banner graphic

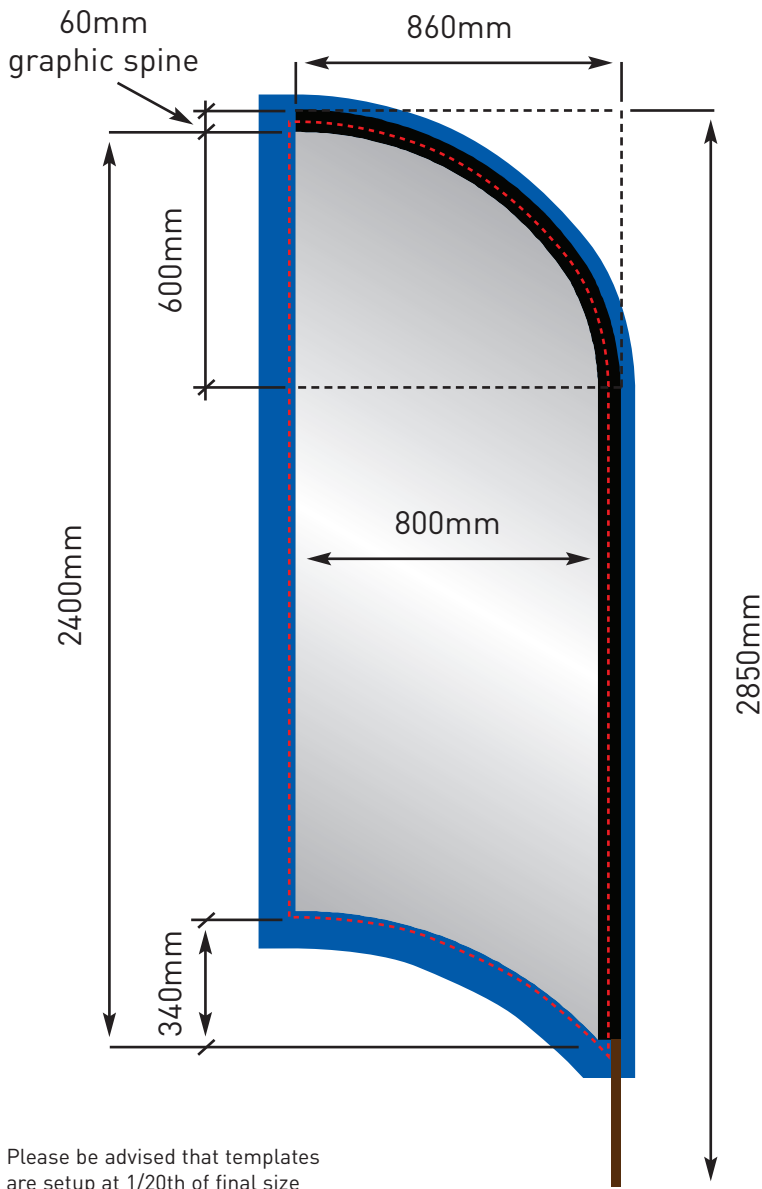
# BOWHEAD® (small) Graphic Specification

2400mm x 800mm

Visible graphic area is approx. 2400mm(h) x 800mm(w)

Finished print size is approx. 2435mm(h) x 835mm(w)  
(Allow 25mm edge for graphic spine and 10mm to exposed edges of design for stitching)

Image bleed area is approx. 2600mm(h) x 1000mm(w)  
(100mm to all edges of design to allow for shrinkage)



Please be advised that templates are setup at 1/20th of final size

Bowhead and Bowhead device are registered in European Union under numbers 004299475 and 004607636 as the trademarks of Bowhead International.

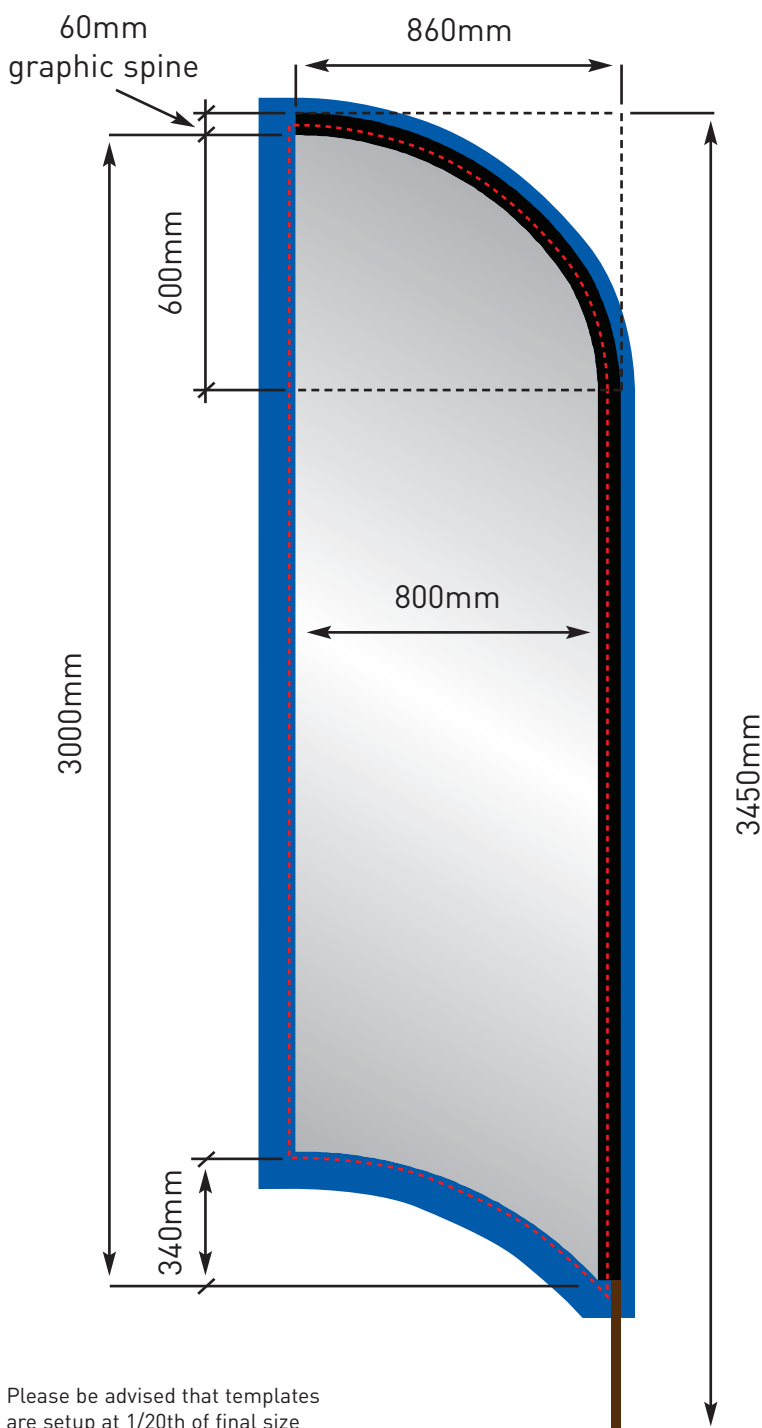
# BOWHEAD® (medium) Graphic Specification

3000mm x 800mm

Visible graphic area is approx. 3000mm(h) x 800mm(w)

Finished print size is approx. 3035mm(h) x 835mm(w)  
(Allow 25mm edge for graphic spine and 10mm to exposed edges of design for stitching)

Image bleed area is approx. 3200mm(h) x 1000mm(w)  
(100mm to all edges of design to allow for shrinkage)

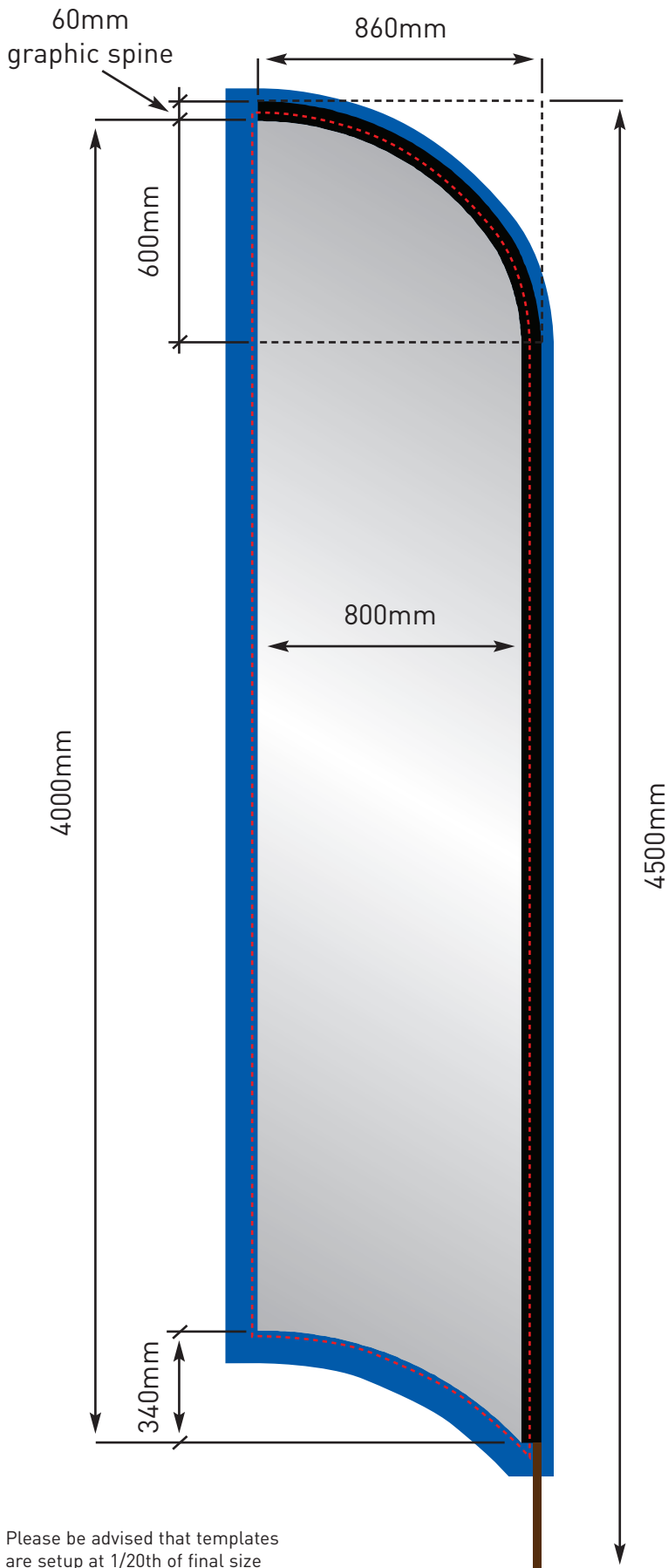


Please be advised that templates are setup at 1/20th of final size

Bowhead and Bowhead device are registered in European Union under numbers 004299475 and 004607636 as the trademarks of Bowhead International.

# BOWHEAD® (large) Graphic Specification

4000mm x 800mm



Visible graphic area is approx. 4000mm(h) x 800mm(w)

Finished print size is approx. 4035mm(h) x 835mm(w)  
(Allow 25mm edge for graphic spine and 10mm to exposed edges of design for stitching)

Image bleed area is approx. 4200mm(h) x 1000mm(w)  
(100mm to all edges of design to allow for shrinkage)



Please be advised that templates are setup at 1/20th of final size

Bowhead and Bowhead device are registered in European Union under numbers 004299475 and 004607636 as the trademarks of Bowhead International.

# BOWHEAD® Assembly Instructions




+44 (0) 844 335 3919

Bowhead and Bowhead device are registered in European Union under numbers 004299475 and 004607636 as the trademarks of Bowhead International.

# Exhibition Show .co.uk

1




Remove pole sections, base and graphic from carry bag.

2



Position base where Bowhead is to be displayed. If using the ground spike, locate end of spike above desired location. Ensure strike point is directly above end of spike and, using a suitable mallet, carefully and vertically hammer into ground.

3



Take the pole and allow bungee sections to slide together.

4



Insert flexible pole section into top of assembled bungee pole.


+44 (0) 844 335 3919

5



Unfold and locate bottom of graphic, then insert top of flexible pole into black tubing of graphic.


6



Slide assembled pole into graphic until flexible pole reaches the end of the graphic.



7



Pull hook on elastic loop of graphic towards clip on assembled pole and attach to secure banner display.

8



Raise pole with attached graphic and align bottom of pole with protruding pin of base.

9

Fully insert pole into base to complete assembly.

